



Simple & Powerful Features Tailored for Managers

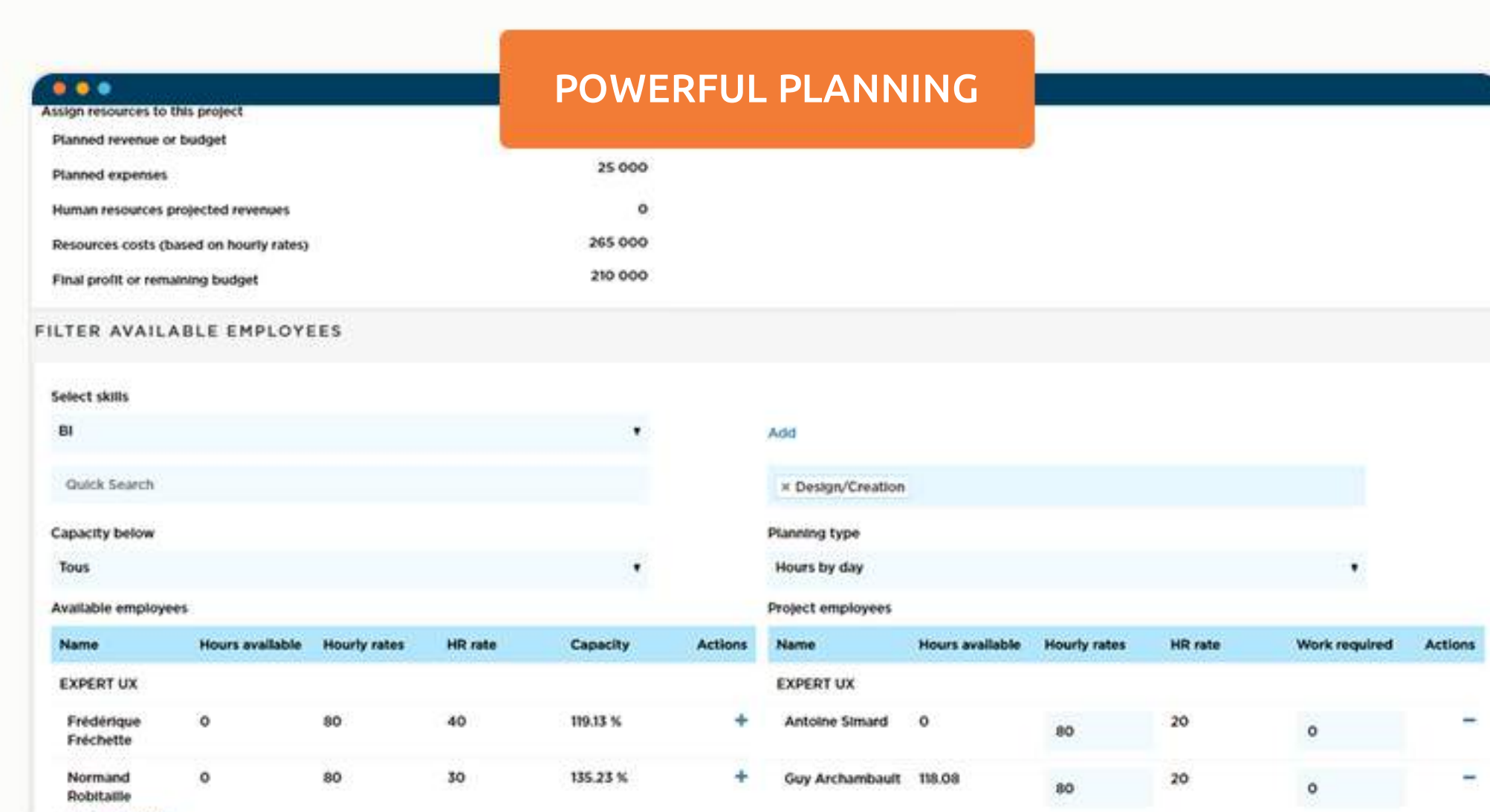


Analyse



Plan Your Resources' Efforts

Assign the right projects to the right people by accounting for availability, skills & hourly rate



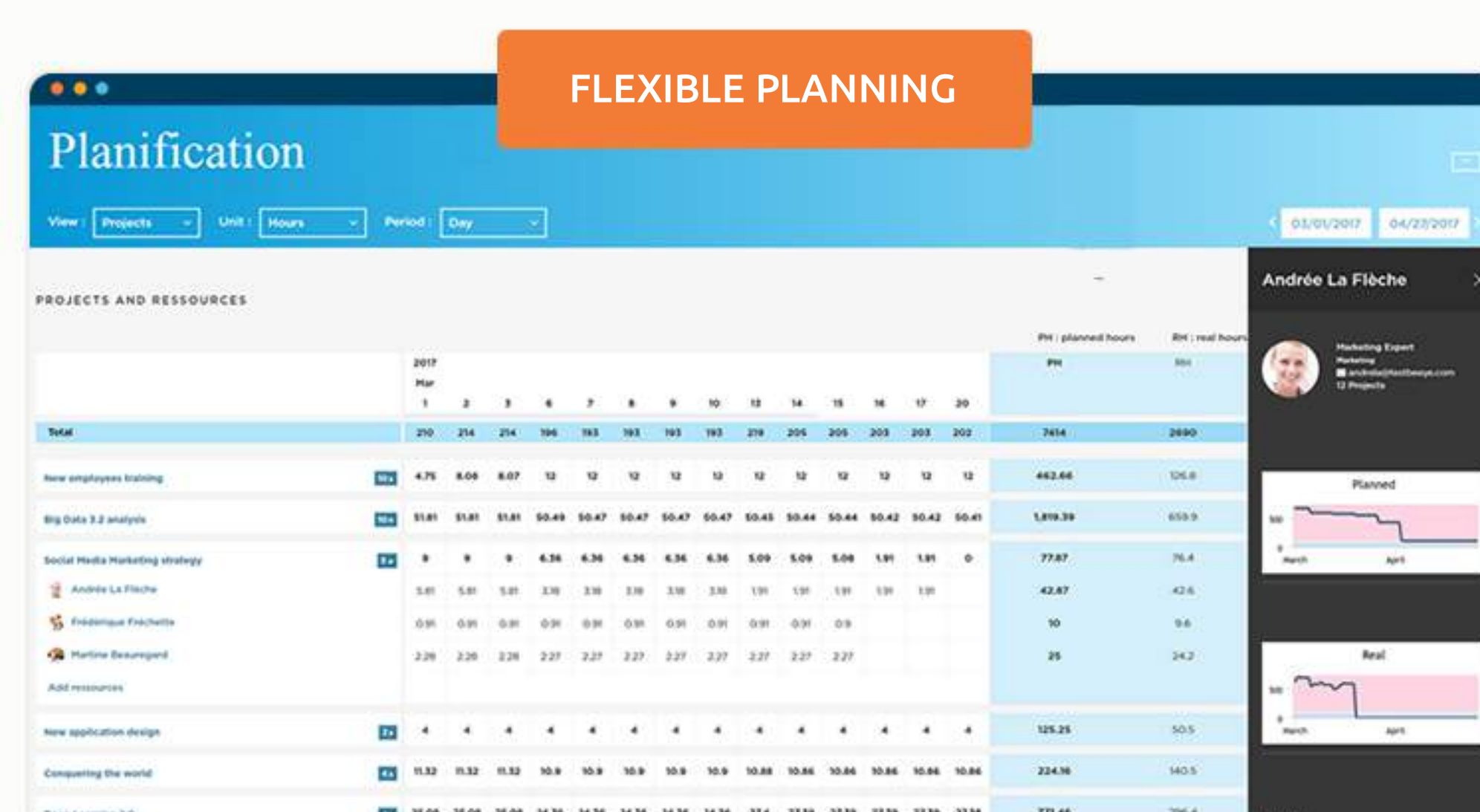
Powerful planning right from the start of your projects

Visualise your employees' workload in real time to identify available resources.

Maximize your profit by accounting for your resources' hourly rate.

Filter employees by skill, position or team to identify the right people to reach your objectives.

- ✓ Get instant feedback about how your planning will impact your financial performance to maximize your benefits
- ✓ Filter your employees to get the good people on the right activities
- ✓ Check your employees' availability to ensure your teams will have sufficient resources to achieve their objectives



Flexible & iterative planning to manage the unexpected

Plan at any time per project or per resource by selecting the period (day, week, month) and the unit (% of time or hours).

Check employee availability at a glance for optimal resource allocation.

Instantly estimate the impact of your new planning on your teams' workload.

- ✓ Use our filters to enjoy flexible planning by projects or by employees
- ✓ Track your projects progress in real time to identify those who need more resources
- ✓ Keep an eye on your team's availability to optimize your resources workload



Flexible & iterative planning to manage the unexpected

Use your capacity graph to anticipate times of over- and under-capacity.

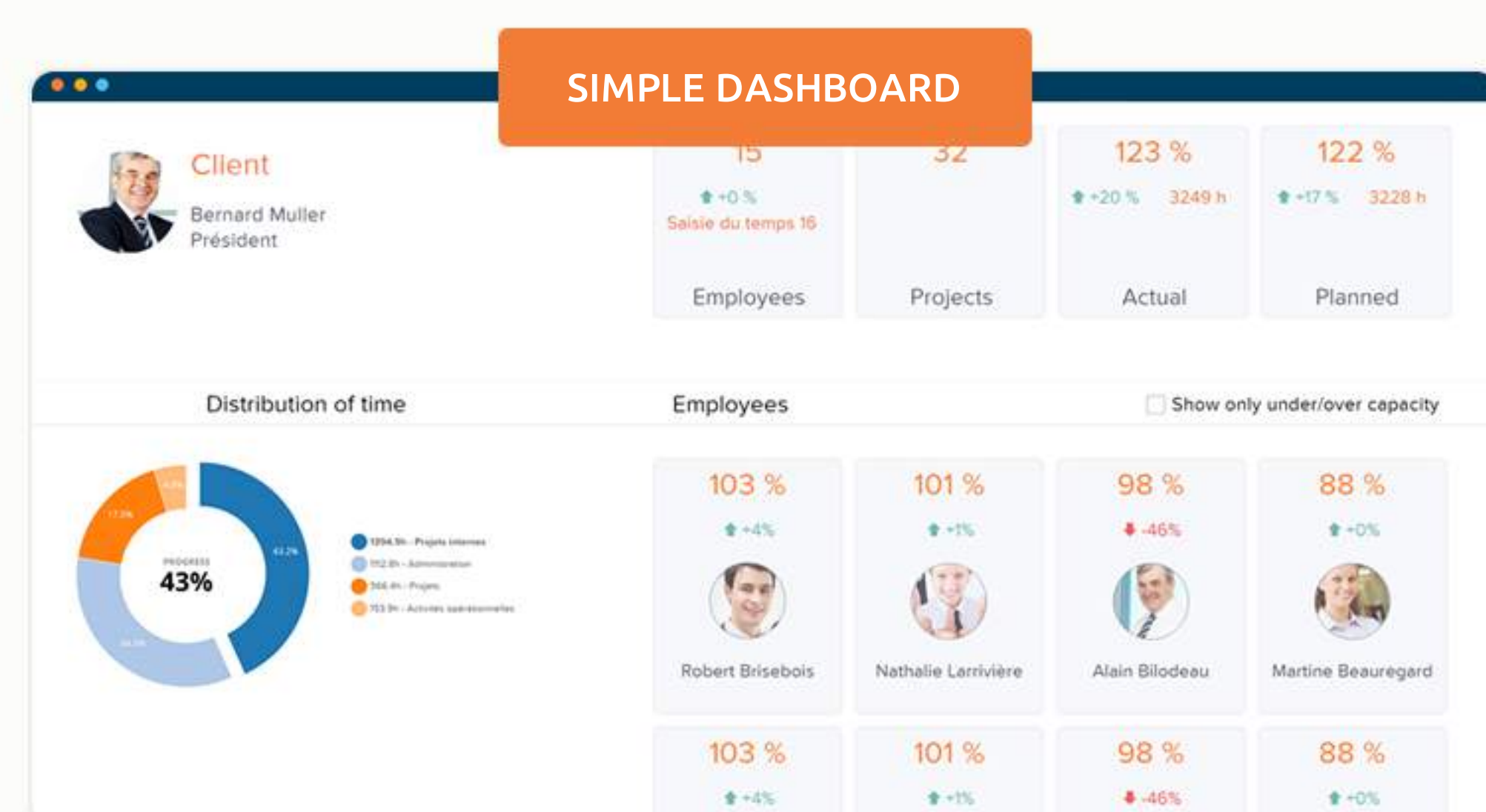
Monitor your teams' planned efforts to predict your future HR needs or prioritise initiatives.

Filter by position, branch or project category to sort and display only the information you need.

- ✓ The red zone implies your teams' planned efforts exceeds their availability. Prioritize your projects or hire some new talents to reduce your employee's workload
- ✓ The blue zone implies your teams still have available time to plan. They are free to take care of your projects

Get Complete Reports On Your Activities

Take advantage of our custom dashboards and reports to analyze and optimize your performance



A simple dashboard for total visibility over your operations

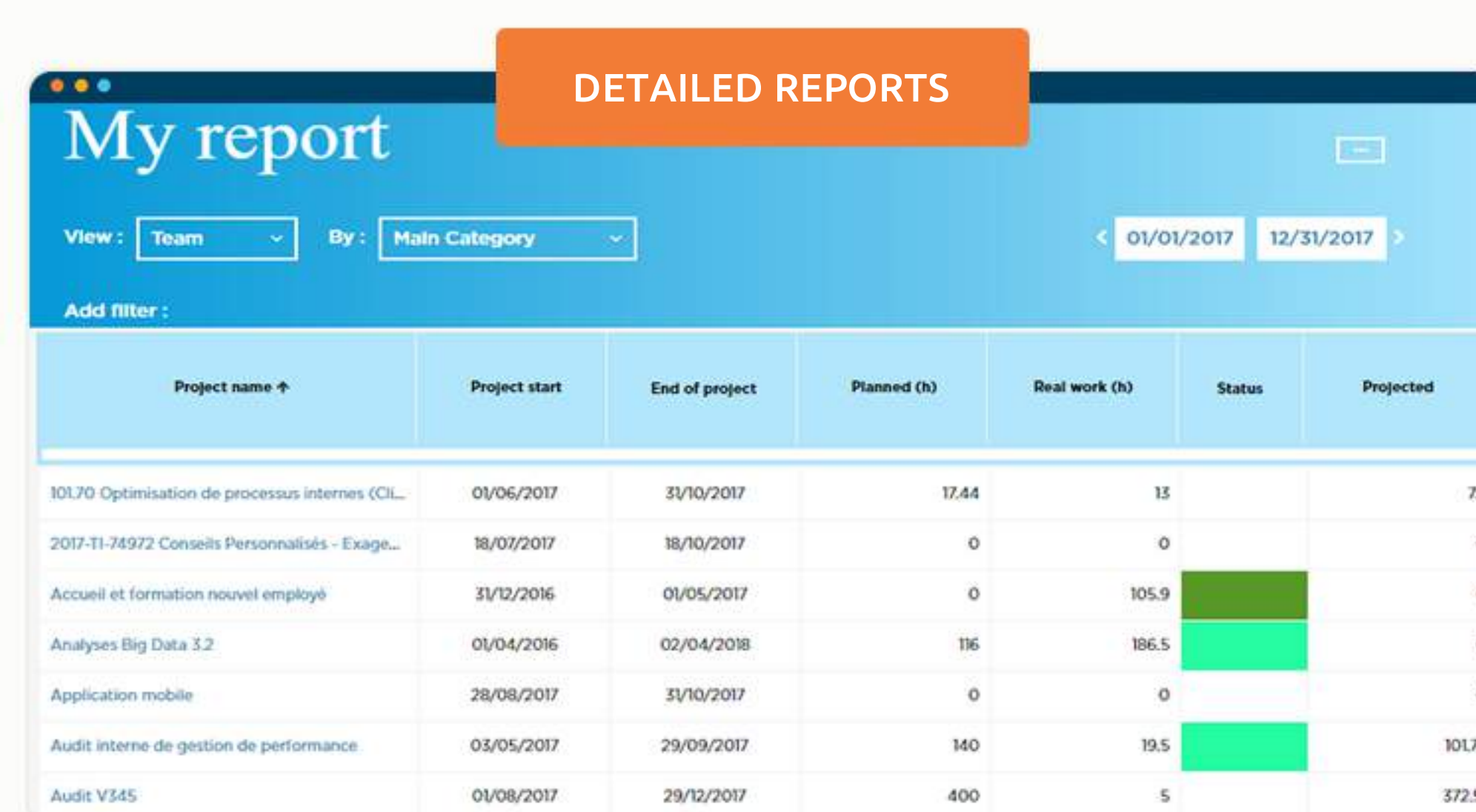
Track the allocation of efforts, the progress and health of all your projects with the dashboard.

Understand how your efforts are allocated to better maximize billable hours.

Find out which employees are over- or under-loaded.

Know what your resources are working on at any given time and easily assign remaining work.

- ✓ Track your company's teams or your own key performance indicators
- ✓ Get a global view of the activities performed by your resources
- ✓ Check your employee's workload to identify instantly those who need help



Complete reports for a higher level of detail

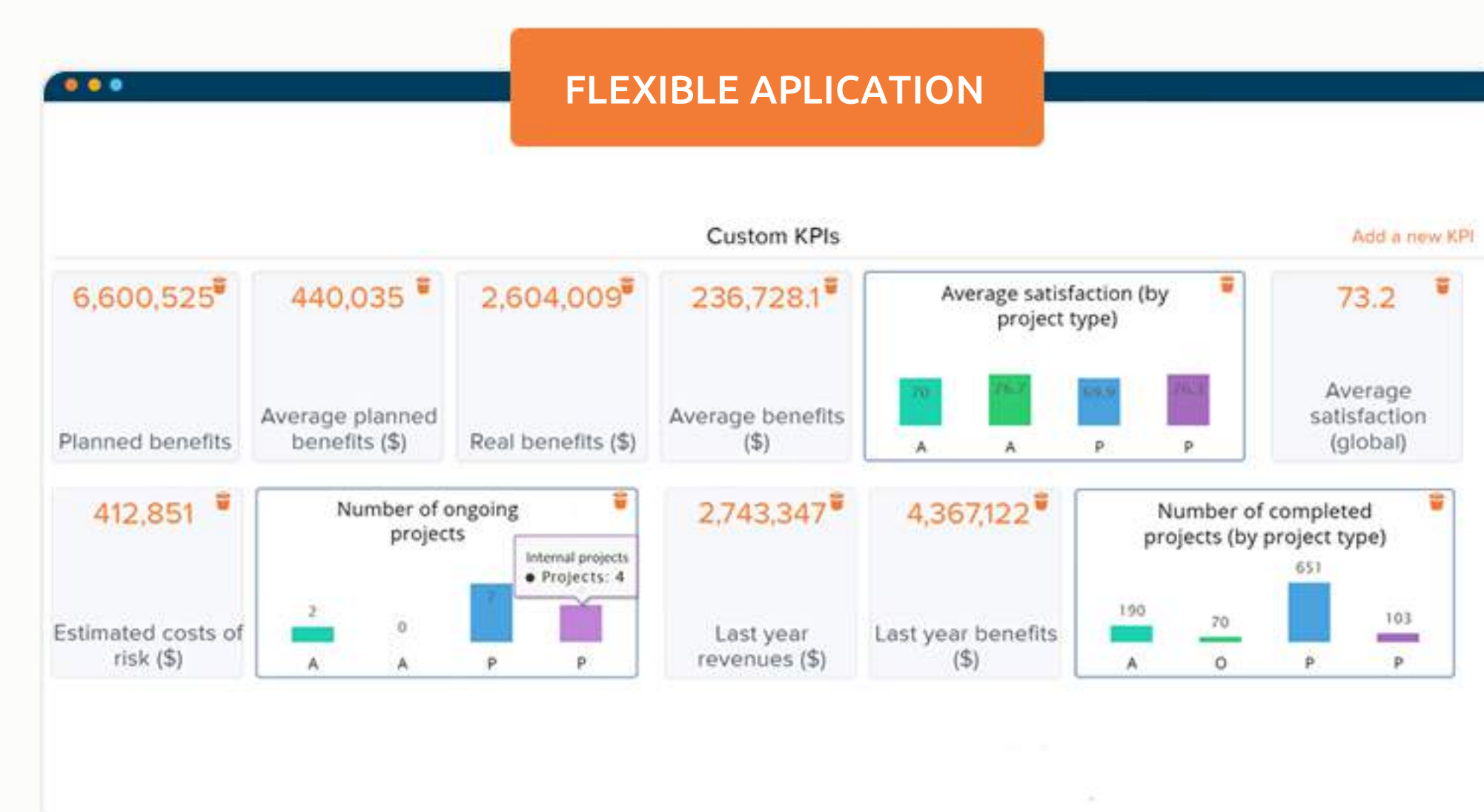
Display the complete list of your projects and select the most essential information to measure performance.

Keep an eye on your resources' workload by comparing the planned and actual capacity.

Directly estimate the financial health of your company by monitoring budgets, HR costs and operational costs.

Look at the project page to get a global view of the most relevant information for a given project.

- ✓ Save your reports using templates or export them in PDF/Excel to keep the data you need at hand
- ✓ Get total control over the essential information you want to consult with your own custom fields
- ✓ Filter and sort the columns to assess instantly your projects' progress, your rentability...



A flexible & customizable application to suit your needs

Create unlimited custom fields and KPIs to track your most important data

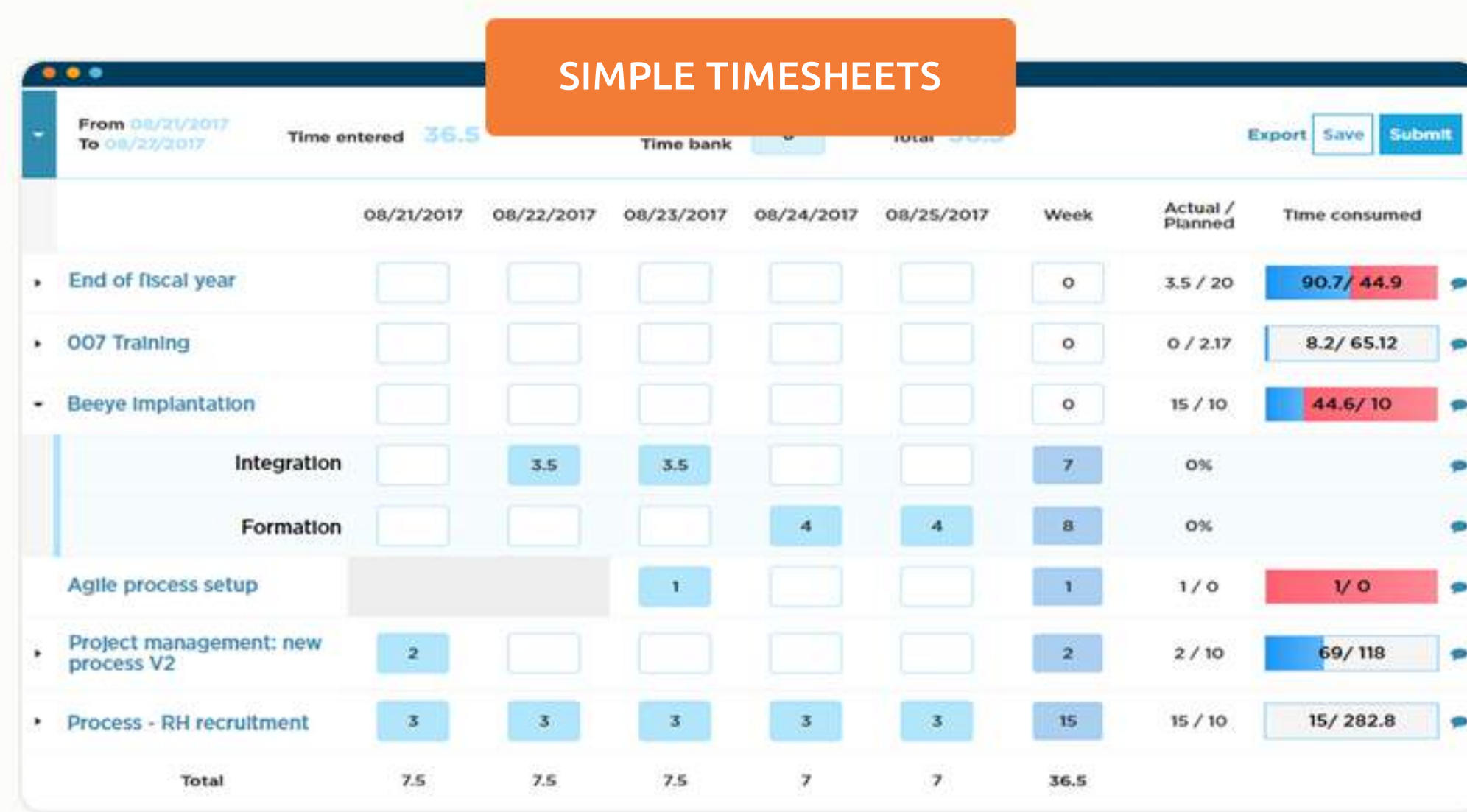
Save and export report templates

Instantly duplicate recurring projects with custom project templates

- ✓ Keep an eye on your essential metrics thanks to your own key performance indicators
- ✓ Create your own KPIs thanks to our custom fields feature
- ✓ Planned profits, past benefits, customer satisfaction... Get all the information you need to ensure your projects' success

Automatically Collect Your Resources' Timesheets

Assess the progress of your projects by monitoring your teams' effort



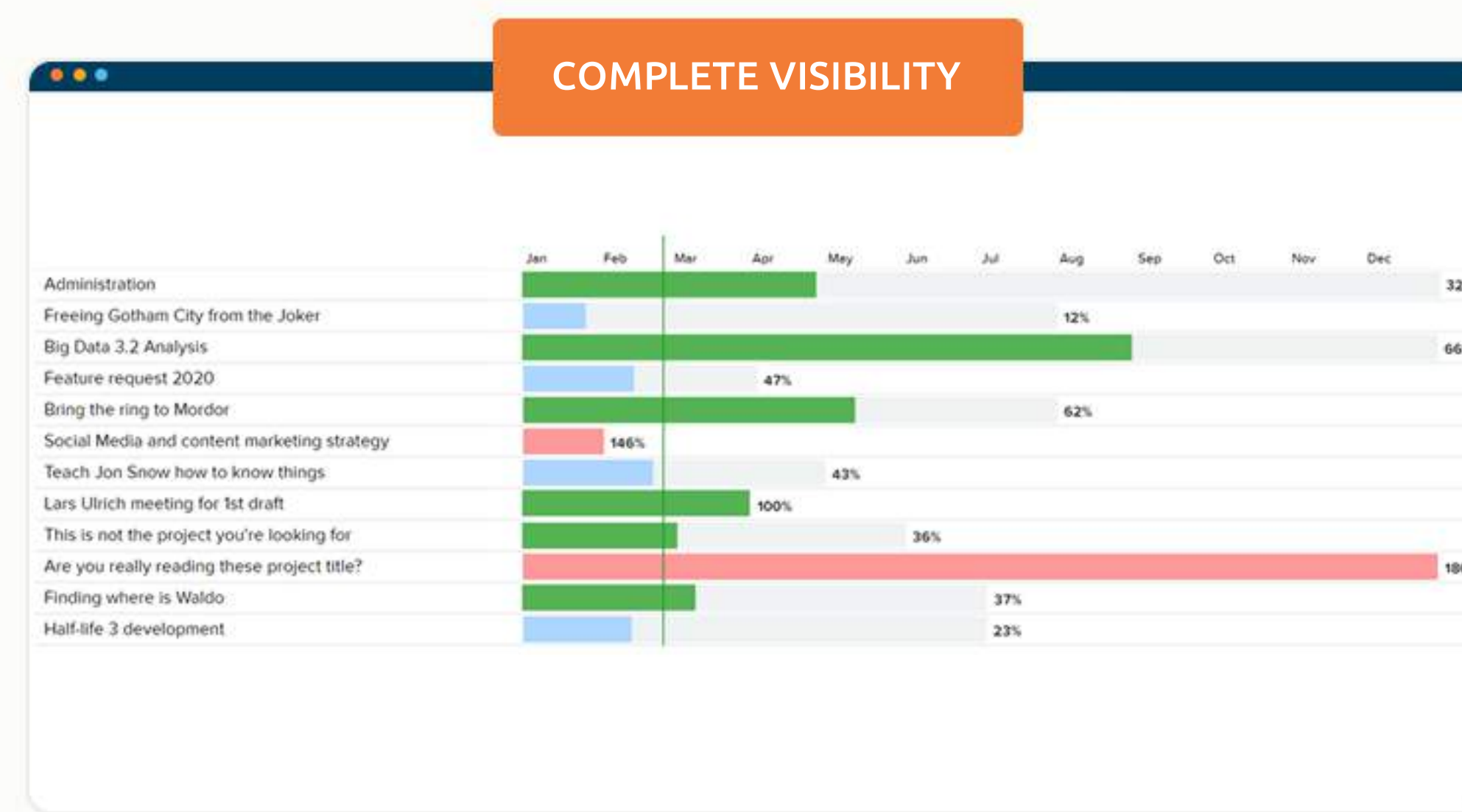
User-friendly timesheets to help you follow your progress on your projects and deliverables

Provide your resources with a timesheet system that accounts for preferences and planned effort.

Increase timesheet completion with our detailed and user-friendly timesheet.

Automatically receive timesheets as soon as employees submit them and validate them instantly with our approbation system.

- ✓ Collect data by projects or by deliverables to get a better picture of their accomplished work
- ✓ You resources can easily fill in their timesheets by getting access to the data they need
- ✓ Validate, reject or even export timesheets and add comments to congratulate your employees, ask for more details.



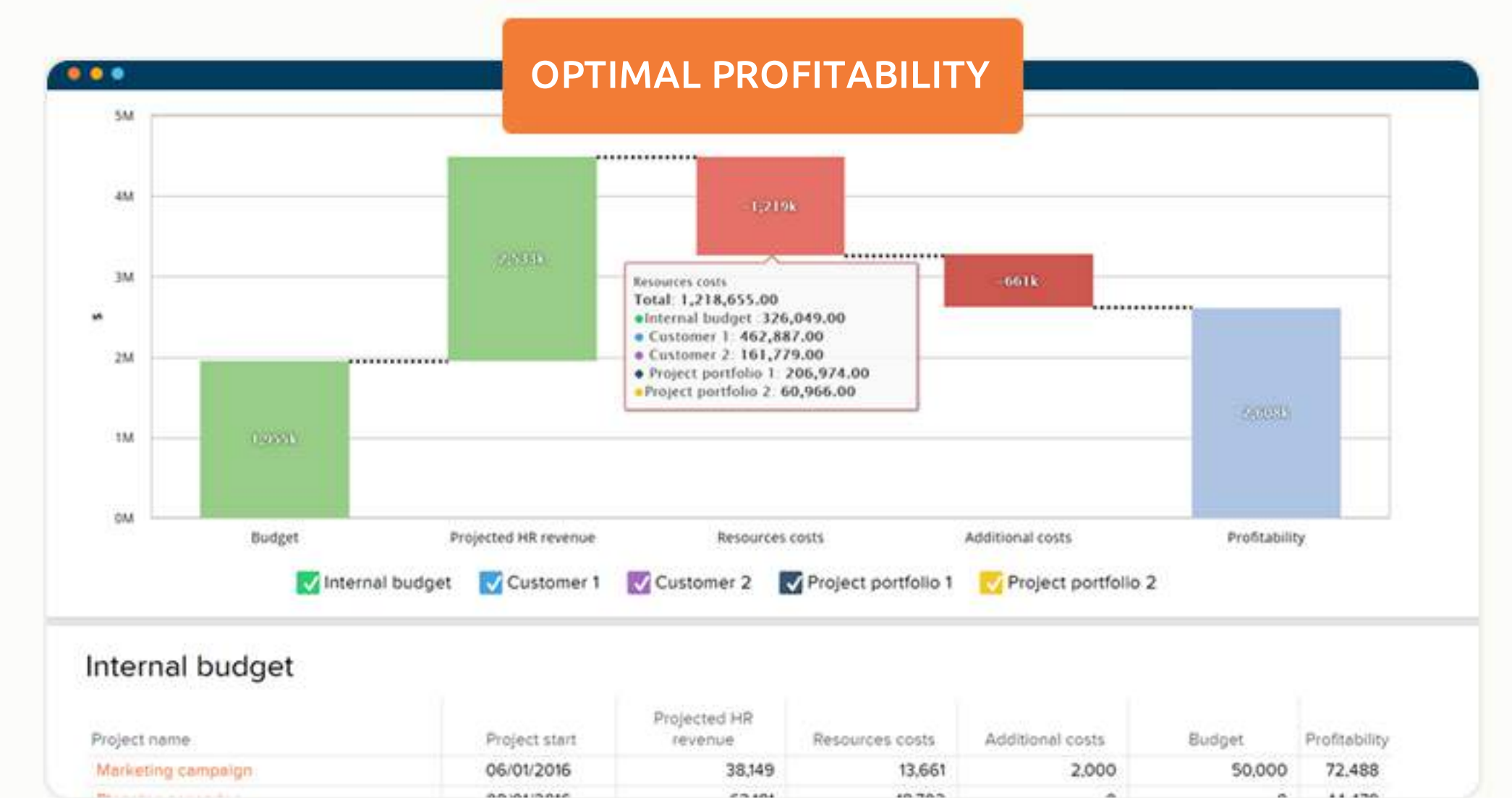
Complete visibility on the progress of your projects

Instantly see the health of your initiatives with our Gantt diagram.

Compare planned actual hours to optimise your HR capacity.

Get complete reports on billable vs. non-billable hours.

- ✓ Instantly assess your projects' progress by comparing planned efforts with accomplished work
- ✓ Blue stripes implies your project is late. Assign more people or adjust your planning to ensure its success
- ✓ Red lines implies your project will most likely fail. Your teams have worked far more than planned



Complete control over the profitability of your company

Analyse your budget at any time and see the planned profit while accounting for costs and projected revenue.

Filter information by client or project type to identify the most profitable segments.

Dive into the details of your operations and find out how to optimize the profitability of your initiatives.

- ✓ Compare your human resources spendings and revenues for all your projects
- ✓ Check you profit margin in real-time
- ✓ Get details for your costs and benefits by projects to optimize your ROI

A single application for all your management concerns

A tool that adapts to your environment to suit your exact needs



Project Management

From creation to management, Beeye offers you everything you need to guarantee your projects succeed.



Skills Management

Use the skills of your resources and their expertise level to manage knowledge transfers.



Custom Info Displays

Beeye offers different ways to display and analyze your data, whether for your team or for your whole organisation.



Organisational Chart

With our dynamic org chart, you can organize your teams and their managers in only a few clicks.



Finance Management

Make precise cost estimates for your resources and manage the profitability of your projects at all times.



Application Customization

Benefit from our customization options to mirror your business processes in our application.



Customisable Automatic Notifications

Ensure everybody's aware of the most important information thanks to our customizable notification system.



HR Management

Only a few minutes are required to create and configure new resources.



Access Management

To protect your data, you can create access levels to manage who can access what features.

dupras ledoux ingénieurs

Desjardins

Raymond Chabot
Grant Thornton

BANQUE
NATIONALE

uniprix

“

Are we working on the right things, the ones that will move the needle for the department? Beeye helps us separate unnecessary things that can be removed from things that really make a difference for customer service, satisfaction, and costs.

Louis Charest

Director, Operational Efficiency and Process Integration
Desjardins Group